



## VIROQUA MIDDLE/HIGH SCHOOL

### Analysis Overview

#### Collection Information

Date of Analysis:	26-Oct-2009 16:27:16
Circulation System:	Follett Destiny
Data Integrity:	Good: 94.71% holdings recognized
# of Records:	16894
# of Holdings:	15714
Recognized Call Numbers:	14882
Average Age:	1994
Enrollment:	817
Items per Student:	18.22
Recommended Items per Student	10

#### School Information

VIROQUA MIDDLE/HIGH SCHOOL  
100 BLACKHAWK DR  
VIROQUA, WI 54665

#### Contact Information

Name:	Darlene Buhr
Phone:	608 637-1638
Phone (alt):	608 637-1594
Fax:	
Email:	buhdar@viroqua.k12.wi.us
Email (alt):	

# VIROQUA MIDDLE/HIGH SCHOOL

Prepared By : Darlene Buhr

26-Oct-2009 16:27:16

## Collection Analysis (by 100s)

The Hundred Divisions		Average Age	Items	% of Collection
000	Generalities	2000	96	0.65%
100	Philosophy and Psychology	1996	120	0.81%
200	Religion	1988	106	0.71%
300	Social Sciences	1996	1391	9.35%
400	Language	1990	80	0.54%
500	Natural Sciences/Mathematics	1997	993	6.67%
600	Technology	1997	973	6.54%
700	The Arts	1992	1045	7.02%
800	Literature and Rhetoric	1974	979	6.58%
900	Geography and History	1992	1679	11.28%
Hundred Divisions Totals		1992	7462	50.14%

### Additional Category Listings

General Fiction	1997	5630	37.83%
Reference	1997	416	2.80%
Biography	1992	980	6.59%
Professional	2000	218	1.46%
Story Collection	n/a	0	0.00%
Paperback	n/a	0	0.00%
Easy	1992	176	1.18%
Additional Category Listings Totals	1996	7420	49.86%

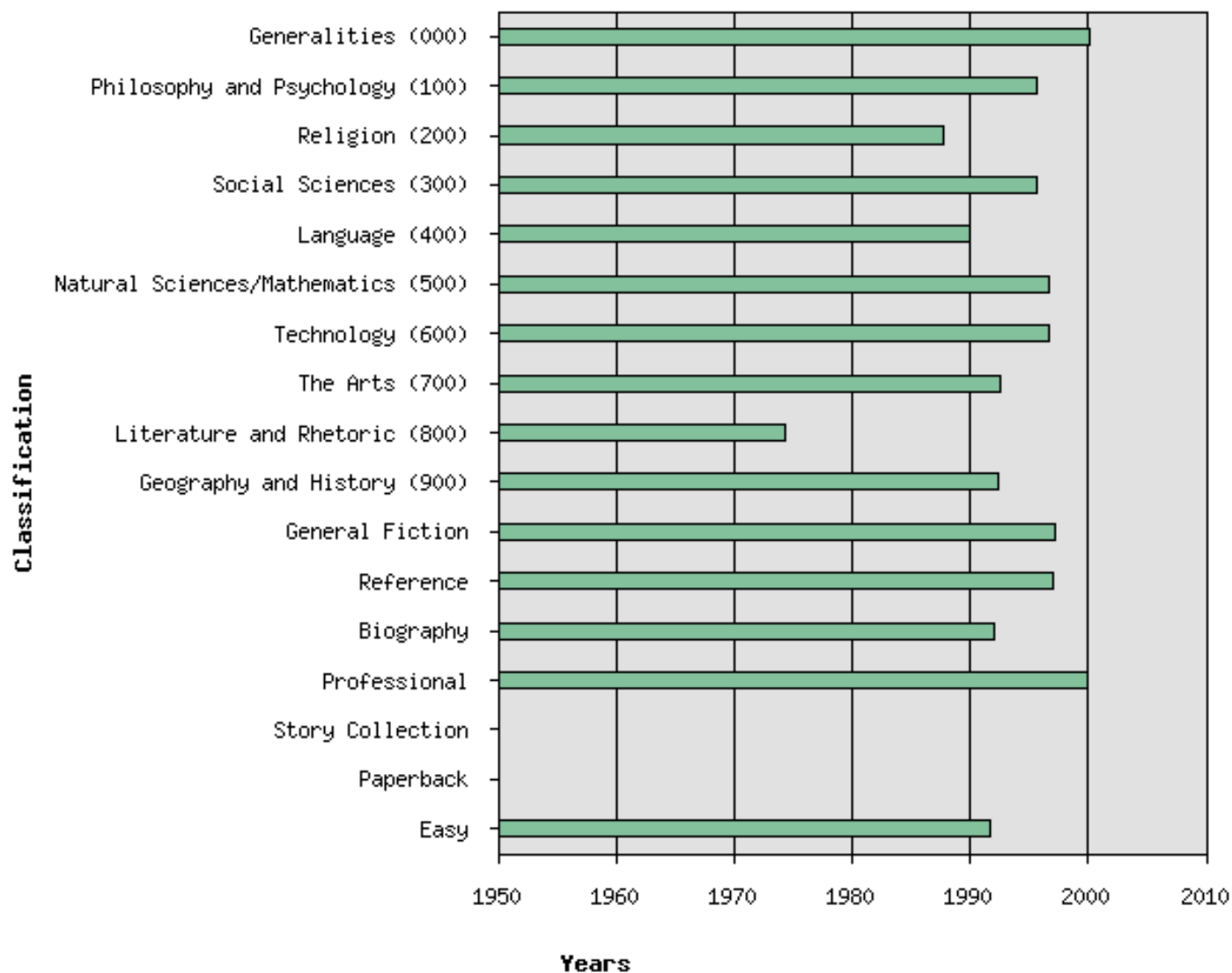
<b>Totals</b>	<b>1994</b>	<b>14882</b>
---------------	-------------	--------------

## VIROQUA MIDDLE/HIGH SCHOOL

Prepared By : Darlene Buhr

26-Oct-2009 16:27:16

### Collection Analysis (by 100s) - Average Age

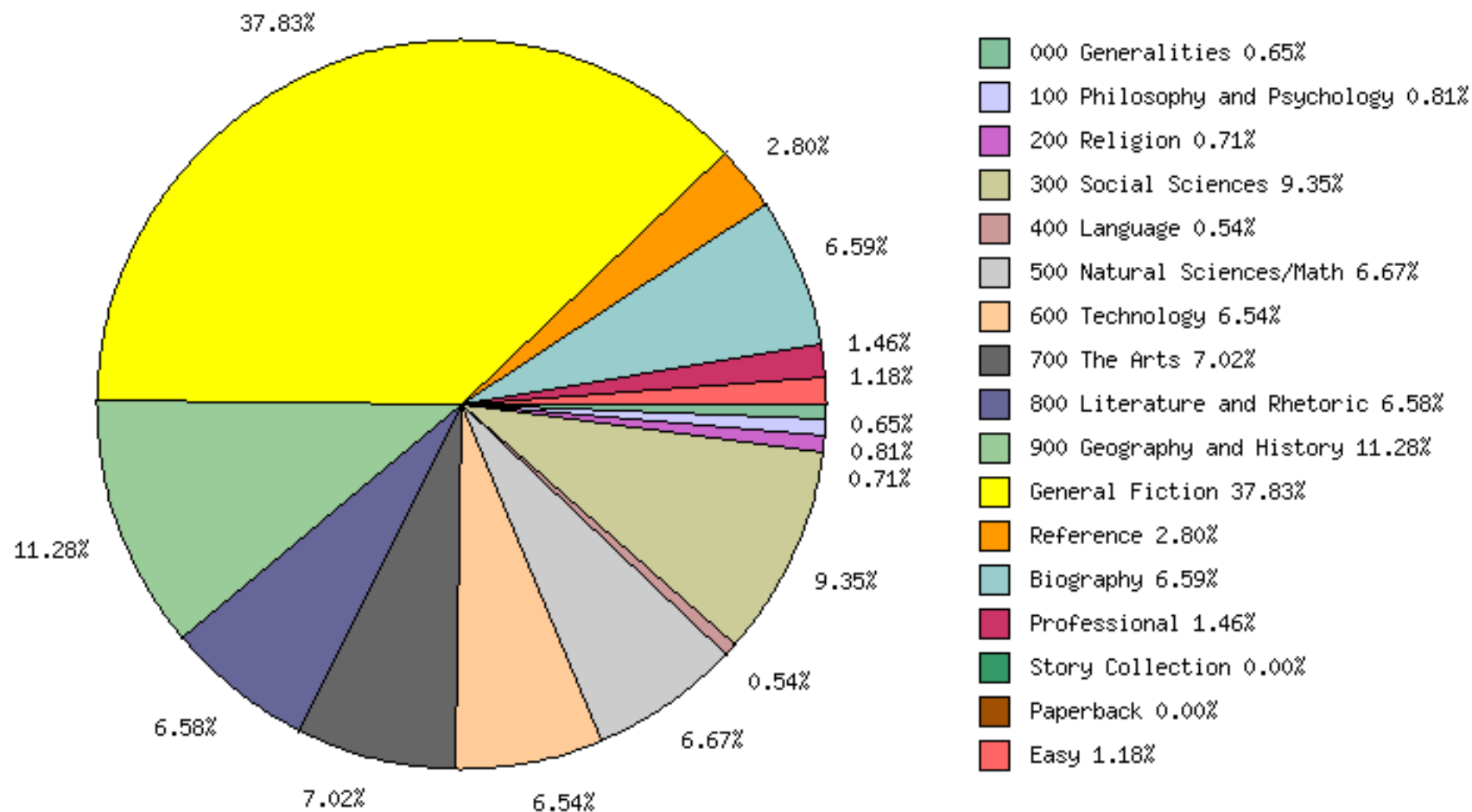


# VIROQUA MIDDLE/HIGH SCHOOL

Prepared By : Darlene Buhr

26-Oct-2009 16:27:16

## Collection Analysis (by 100s) - Main Classification Percentages



# VIROQUA MIDDLE/HIGH SCHOOL

Prepared By : Darlene Buhr

26-Oct-2009 16:27:16

## Collection Analysis (by 10s)

### The Hundreds Divisions

		Age	Items	% of Collection
000	Generalities	2000	28	0.19%
010	Bibliography	1998	1	0.01%
020	Library and Information Sciences	2008	1	0.01%
030	General Encyclopedic Works	2002	47	0.32%
040	n/a	n/a	0	0.00%
050	General Serial Publications	1997	2	0.01%
060	General Organizations and Museology	1987	2	0.01%
070	News Media, Journalism, Publishing	1995	9	0.06%
080	General Collections	2000	5	0.03%
090	Manuscripts and Rare Books	2002	1	0.01%
	<b>Generalities Totals</b>	<b>2000</b>	<b>96</b>	<b>0.65%</b>
100	Philosophy and Psychology	1953	1	0.01%
110	Metaphysics	n/a	0	0.00%
120	Epistemology, Causation, Humankind	1988	1	0.01%
130	Paranormal Phenomena	1994	27	0.18%
140	Specific Philosophical Schools	n/a	0	0.00%
150	Psychology	1999	59	0.40%
160	Logic	n/a	0	0.00%
170	Ethics	1997	28	0.19%
180	Ancient, Medieval, Oriental Philosophy	1962	3	0.02%
190	Modern Western Philosophy	1961	1	0.01%
	<b>Philosophy and Psychology Totals</b>	<b>1996</b>	<b>120</b>	<b>0.81%</b>
200	Religion	2004	17	0.11%
210	Philosophy and Theory of Religion	n/a	0	0.00%
220	Bible	1974	8	0.05%
230	Christianity/Christian Theology	1976	2	0.01%
240	Christian Moral & Devotional Theology	1987	3	0.02%
250	Christian Orders & Local Church	n/a	0	0.00%
260	Social and Ecclesiastical Theology	1987	2	0.01%
270	History of Christianity	1991	3	0.02%
280	Christian Denominations & Sects	1991	6	0.04%
290	Comparative and Other Religions	1985	65	0.44%
	<b>Religion Totals</b>	<b>1988</b>	<b>106</b>	<b>0.71%</b>

# VIROQUA MIDDLE/HIGH SCHOOL

Prepared By : Darlene Buhr

26-Oct-2009 16:27:16

## Collection Analysis (by 10s)

### The Hundreds Divisions

		Age	Items	% of Collection
300	Social Sciences	1999	153	1.03%
310	Collections of General Statistics	n/a	0	0.00%
320	Political Science	1996	72	0.48%
330	Economics	2002	159	1.07%
340	Law	1997	53	0.36%
350	Public Admin and Military Science	1992	77	0.52%
360	Social Problems and Services	2002	470	3.16%
370	Education	1998	29	0.19%
380	Commerce, Commun., Transportation	1998	18	0.12%
390	Customs, Etiquette, Folklore	1984	360	2.42%
	<b>Social Sciences Totals</b>	<b>1996</b>	<b>1391</b>	<b>9.35%</b>
400	Language	n/a	0	0.00%
410	Linguistics	1984	15	0.10%
420	English and Old English	1991	40	0.27%
430	Germanic Languages, German	1991	3	0.02%
440	Romance Languages, French	1990	8	0.05%
450	Italian, Romanian, Rhaeto-Romanic	1987	1	0.01%
460	Spanish and Portuguese Languages	1998	8	0.05%
470	Italic Languages, Latin	n/a	0	0.00%
480	Hellenic Languages, Classical Greek	n/a	0	0.00%
490	Other Languages	1991	5	0.03%
	<b>Language Totals</b>	<b>1990</b>	<b>80</b>	<b>0.54%</b>
500	Natural Sciences/Mathematics	1996	80	0.54%
510	Mathematics	1999	19	0.13%
520	Astronomy and Allied Sciences	1999	77	0.52%
530	Physics	1998	21	0.14%
540	Chemistry and Allied Sciences	1996	31	0.21%
550	Earth Sciences	1998	96	0.65%
560	Paleontology, Paleozoology	1997	33	0.22%
570	Life Sciences, Biology	1998	104	0.70%
580	Plants	1985	50	0.34%
590	Animals	1997	482	3.24%
	<b>Natural Sciences/Mathematics Totals</b>	<b>1997</b>	<b>993</b>	<b>6.67%</b>

# VIROQUA MIDDLE/HIGH SCHOOL

Prepared By : Darlene Buhr

26-Oct-2009 16:27:16

## Collection Analysis (by 10s)

### The Hundreds Divisions

		Age	Items	% of Collection
600	Technology	1994	25	0.17%
610	Medical Sciences, Medicine	2001	331	2.22%
620	Engineering and Allied Operations	1994	201	1.35%
630	Agriculture	1996	212	1.42%
640	Home Economics and Family Living	1994	132	0.89%
650	Management Auxiliary Services	1991	20	0.13%
660	Chemical Engineering	2001	12	0.08%
670	Manufacturing	1995	2	0.01%
680	Manufacture for Specific Uses	1987	28	0.19%
690	Buildings	1993	10	0.07%
	<b>Technology Totals</b>	<b>1997</b>	<b>973</b>	<b>6.54%</b>
700	The Arts	1986	71	0.48%
710	Civic and Landscape Art	2000	3	0.02%
720	Architecture	1981	29	0.19%
730	Plastic Arts, Sculpture	1989	31	0.21%
740	Drawing and Decorative Arts	1993	261	1.75%
750	Painting and Paintings	1988	58	0.39%
760	Graphic Arts, Print Making	1987	11	0.07%
770	Photography and Photographs	1991	20	0.13%
780	Music	1989	75	0.50%
790	Recreational and Performing Arts	1995	486	3.27%
	<b>The Arts Totals</b>	<b>1992</b>	<b>1045</b>	<b>7.02%</b>
800	Literature and Rhetoric	1981	165	1.11%
810	American Literature in English	1978	537	3.61%
820	English and Old English Literatures	1963	233	1.57%
830	Literatures of Germanic Languages	1963	7	0.05%
840	Literatures of Romance Languages	1939	5	0.03%
850	Italian, Romanian, Rhaeto-Romanic	n/a	0	0.00%
860	Spanish and Portuguese Literatures	1980	5	0.03%
870	Italic Literatures, Latin	1946	4	0.03%
880	Hellenic Literatures, Classical Greek	1958	9	0.06%
890	Literatures of Other Languages	1967	14	0.09%
	<b>Literature and Rhetoric Totals</b>	<b>1974</b>	<b>979</b>	<b>6.58%</b>

## VIROQUA MIDDLE/HIGH SCHOOL

Prepared By : Darlene Buhr

26-Oct-2009 16:27:16

### Collection Analysis (by 10s)

#### The Hundreds Divisions

		Age	Items	% of Collection
900	Geography and History	1998	84	0.56%
910	Geography and Travel	1986	156	1.05%
920	Biography, Genealogy, Insignia	1983	13	0.09%
930	History of Ancient World	1992	85	0.57%
940	General History of Europe	1992	321	2.16%
950	General History of Asia	2000	103	0.69%
960	General History of Africa	2003	56	0.38%
970	General History of North America	1992	821	5.52%
980	General History of South America	1997	32	0.22%
990	General History of Other Areas	2006	8	0.05%
<b>Geography and History Totals</b>		<b>1992</b>	<b>1679</b>	<b>11.28%</b>

#### Additional Category Listings

General Fiction	1997	5630	37.83%
Reference	1997	416	2.80%
Biography	1992	980	6.59%
Professional	2000	218	1.46%
Story Collection	n/a	0	0.00%
Paperback	n/a	0	0.00%
Easy	1992	176	1.18%
<b>Additional Category Listings Totals</b>		<b>7420</b>	<b>49.86%</b>

**Totals**

**1994**

**14882**



## VIROQUA MIDDLE/HIGH SCHOOL

Prepared By : Darlene Buhr

26-Oct-2009 16:27:16

# Balanced Dewey Comparisons: FLR

## Hundreds Divisions

		Avg Age	Items	% of Collection	FLR Bal. Dewey	Difference
000	Generalities	2000	96	0.65%	1.50%	-0.85%
100	Philosophy and Psychology	1996	120	0.81%	1.00%	-0.19%
200	Religion	1988	106	0.71%	1.50%	-0.79%
300	Social Sciences	1996	1391	9.35%	11.50%	-2.15%
400	Language	1990	80	0.54%	2.00%	-1.46%
500	Natural Sciences/Mathematics	1997	993	6.67%	8.00%	-1.33%
600	Technology	1997	973	6.54%	8.00%	-1.46%
700	The Arts	1992	1045	7.02%	8.00%	-0.98%
800	Literature and Rhetoric	1974	979	6.58%	9.00%	-2.42%
900	Geography and History	1992	1679	11.28%	10.00%	1.28%

## Additional Category Listings

General Fiction	1997	5630	37.83%	16.00%	21.83%
Reference	1997	416	2.80%	15.00%	-12.20%
Biography	1992	980	6.59%	7.00%	-0.41%
Professional	2000	218	1.46%	1.50%	-0.04%
Story Collection	n/a	0	0.00%	n/a	n/a
Paperback	n/a	0	0.00%	n/a	n/a
Easy	1992	176	1.18%	0.00%	1.18%

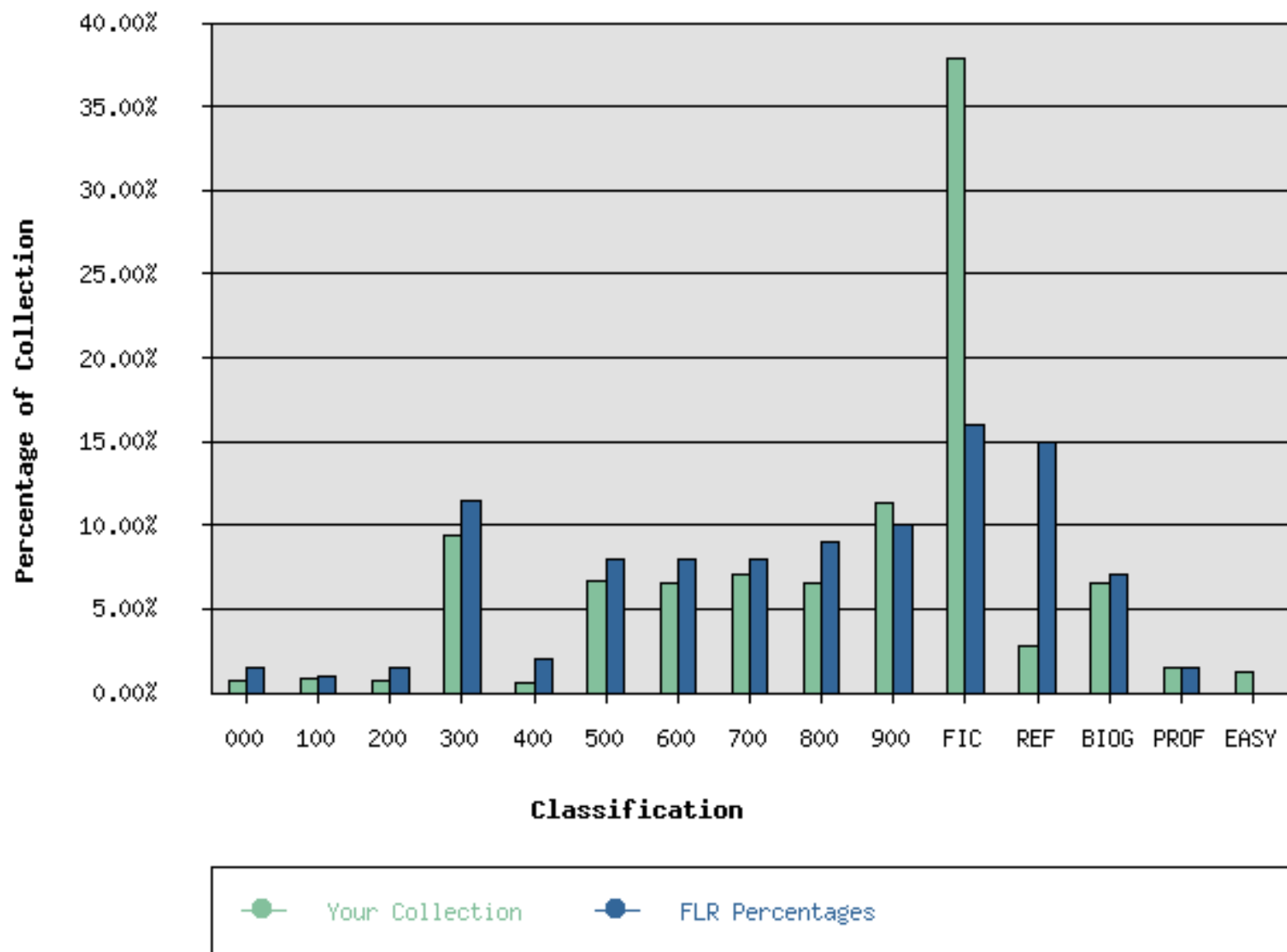
<b>Totals</b>	<b>1994</b>	<b>14882</b>			
---------------	-------------	--------------	--	--	--

## VIROQUA MIDDLE/HIGH SCHOOL

Prepared By : Darlene Buhr

26-Oct-2009 16:27:16

### Balanced Dewey Comparisons: FLR



## VIROQUA MIDDLE/HIGH SCHOOL

Prepared By : Darlene Buhr

26-Oct-2009 16:27:16

# Balanced Dewey Comparisons: Wilson

## Hundreds Divisions

		Avg Age	Items	% of Collection	Wilson Bal. Dewey	Difference
000	Generalities	2000	96	0.65%	0.60%	0.05%
100	Philosophy and Psychology	1996	120	0.81%	1.20%	-0.39%
200	Religion	1988	106	0.71%	1.20%	-0.49%
300	Social Sciences	1996	1391	9.35%	11.20%	-1.85%
400	Language	1990	80	0.54%	0.30%	0.24%
500	Natural Sciences/Mathematics	1997	993	6.67%	7.60%	-0.93%
600	Technology	1997	973	6.54%	6.00%	0.54%
700	The Arts	1992	1045	7.02%	5.30%	1.72%
800	Literature and Rhetoric	1974	979	6.58%	9.60%	-3.02%
900	Geography and History	1992	1679	11.28%	11.40%	-0.12%

## Additional Category Listings

General Fiction	1997	5630	37.83%	12.80%	25.03%
Reference	1997	416	2.80%	21.10%	-18.30%
Biography	1992	980	6.59%	10.00%	-3.41%
Professional	2000	218	1.46%	1.70%	-0.24%
Story Collection	n/a	0	0.00%	n/a	n/a
Paperback	n/a	0	0.00%	n/a	n/a
Easy	1992	176	1.18%	0.00%	1.18%

**Totals**

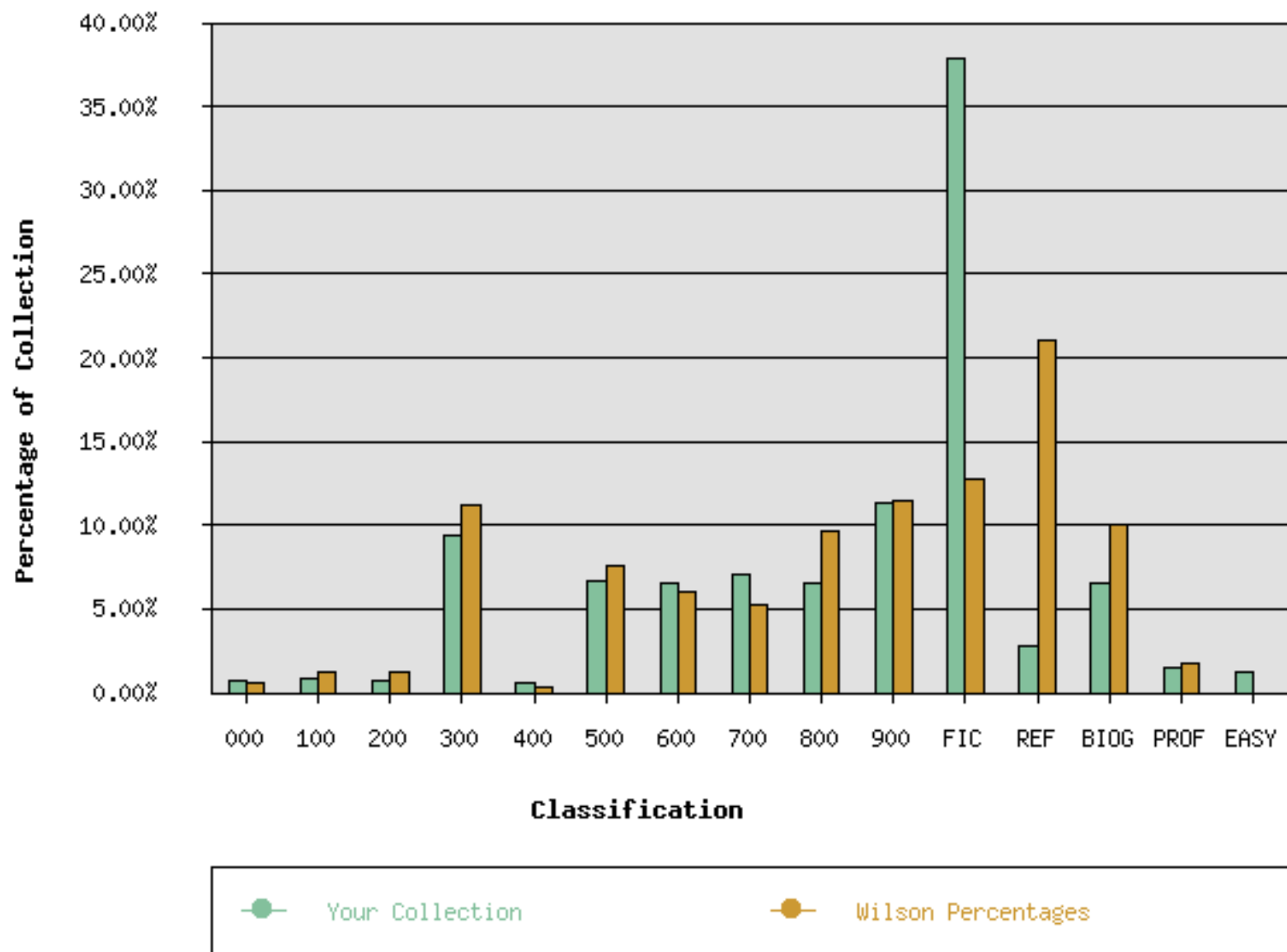
**1994 14882**

## VIROQUA MIDDLE/HIGH SCHOOL

Prepared By : Darlene Buhr

26-Oct-2009 16:27:16

### Balanced Dewey Comparisons: Wilson



## VIROQUA MIDDLE/HIGH SCHOOL

Prepared By : Darlene Buhr

26-Oct-2009 16:27:16

### Collection By Year

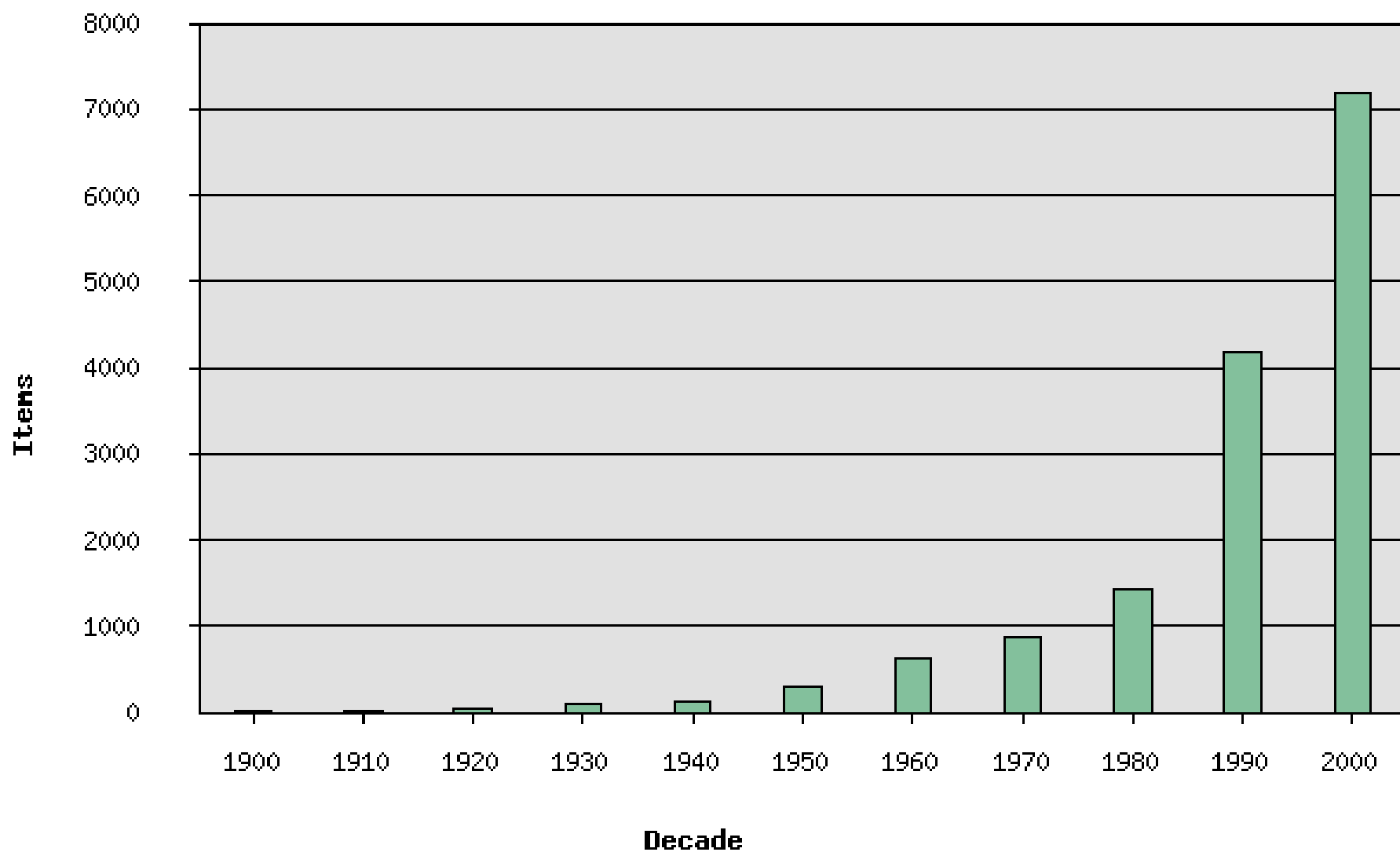
Decade	# of Books
1900	7
1910	17
1920	50
1930	89
1940	120
1950	293
1960	613
1970	869
1980	1431
1990	4181
2000	7178
No year given/out of range	866
Total	15714

## VIROQUA MIDDLE/HIGH SCHOOL

Prepared By : Darlene Buhr

26-Oct-2009 16:27:16

### Collection By Year



## VIROQUA MIDDLE/HIGH SCHOOL

Prepared By : Darlene Buhr

26-Oct-2009 16:27:16

### Age Sensitivity

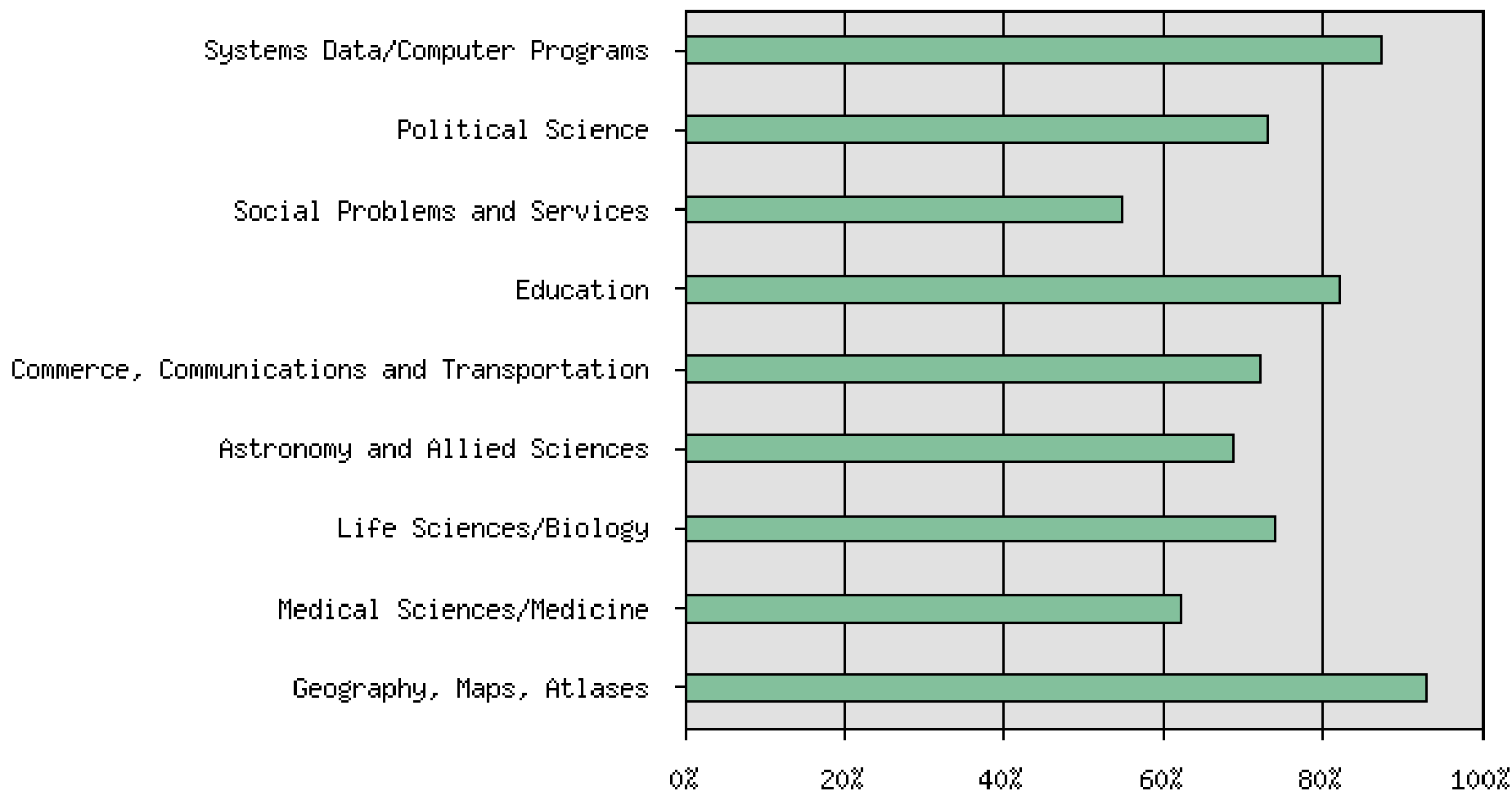
Dewey Ranges		Acceptable Age (Years)	Items in Collection	Aged	
003-007	Systems Data/Computer Programs	3	8	7	87.50%
320-329	Political Science	5	71	52	73.24%
361-369	Social Problems and Services	5	469	257	54.80%
370-379	Education	5	28	23	82.14%
380-389	Commerce, Communications and Transportation	5	18	13	72.22%
520-529	Astronomy and Allied Sciences	5	77	53	68.83%
570-579	Life Sciences/Biology	5	104	77	74.04%
610-619	Medical Sciences/Medicine	5	331	206	62.24%
910-919	Geography, Maps, Atlases	5	156	145	92.95%

## VIROQUA MIDDLE/HIGH SCHOOL

Prepared By : Darlene Buhr

26-Oct-2009 16:27:16

### Age Sensitivity



Percent of Collection Beyond Age Range



## The Hundred Divisions (Summary)

### **000 Generalities**

- 010 Bibliography
- 020 Library and Information Sciences
- 030 General Encyclopedic Works
- 040 n/a
- 050 General Serial Publications
- 060 General Organizations and Museology
- 070 News Media, Journalism, Publishing
- 080 General Collections
- 090 Manuscripts and Rare Books

### **100 Philosophy and Psychology**

- 110 Metaphysics
- 120 Epistemology, Causation, Humankind
- 130 Paranormal Phenomena
- 140 Specific Philosophical Schools
- 150 Psychology
- 160 Logic
- 170 Ethics
- 180 Ancient, Medieval, Oriental Philosophy
- 190 Modern Western Philosophy

### **200 Religion**

- 210 Philosophy and Theory of Religion
- 220 Bible
- 230 Christianity/Christian Theology
- 240 Christian Moral & Devotional Theology
- 250 Christian Orders & Local Church
- 260 Social and Ecclesiastical Theology
- 270 History of Christianity
- 280 Christian Denominations & Sects
- 290 Comparative and Other Religions

### **300 Social Sciences**

- 310 Collections of General Statistics
- 320 Political Science
- 330 Economics
- 340 Law
- 350 Public Admin and Military Science
- 360 Social Problems and Services
- 370 Education
- 380 Commerce, Commun., Transportation
- 390 Customs, Etiquette, Folklore

### **400 Language**

- 410 Linguistics
- 420 English and Old English
- 430 Germanic Languages, German
- 440 Romance Languages, French
- 450 Italian, Romanian, Rhaeto-Romanic
- 460 Spanish and Portuguese Languages
- 470 Italic Languages, Latin
- 480 Hellenic Languages, Classical Greek
- 490 Other Languages

### **500 Natural Sciences/Mathematics**

- 510 Mathematics
- 520 Astronomy and Allied Sciences
- 530 Physics
- 540 Chemistry and Allied Sciences
- 550 Earth Sciences
- 560 Paleontology, Paleozoology
- 570 Life Sciences, Biology
- 580 Plants
- 590 Animals

### **600 Technology**

- 610 Medical Sciences, Medicine
- 620 Engineering and Allied Operations
- 630 Agriculture
- 640 Home Economics and Family Living
- 650 Management Auxiliary Services
- 660 Chemical Engineering
- 670 Manufacturing
- 680 Manufacture for Specific Uses
- 690 Buildings

### **700 The Arts**

- 710 Civic and Landscape Art
- 720 Architecture
- 730 Plastic Arts, Sculpture
- 740 Drawing and Decorative Arts
- 750 Painting and Paintings
- 760 Graphic Arts, Print Making
- 770 Photography and Photographs
- 780 Music
- 790 Recreational and Performing Arts

### **800 Literature and Rhetoric**

- 810 American Literature in English
- 820 English and Old English Literatures
- 830 Literatures of Germanic Languages
- 840 Literatures of Romance Languages
- 850 Italian, Romanian, Rhaeto-Romanic
- 860 Spanish and Portuguese Literatures
- 870 Italic Literatures, Latin
- 880 Hellenic Literatures, Classical Greek
- 890 Literatures of Other Languages

### **900 Geography and History**

- 910 Geography and Travel
- 920 Biography, Genealogy, Insignia
- 930 History of Ancient World
- 940 General History of Europe
- 950 General History of Asia
- 960 General History of Africa
- 970 General History of North America
- 980 General History of South America
- 990 General History of Other Areas